



Central Rappahannock Regional  
**Library**

INSPIRING LIFELONG LEARNING  
FOR EVERYONE IN OUR COMMUNITY

Proudly serving Fredericksburg, Stafford, Spotsylvania, and Westmoreland

## Freeding for Amazon Fire Tablets

### Contents

[Do you have the correct device guide?](#) | [Introduction](#) | [Get an Adobe ID](#) | [Get the Freeding App](#)  
[Logging into the App](#) | [Searching and Downloading](#) | [Reading](#) | [Deleting an eBook](#)  
[Renewing and Returning](#) | [Redownloading Borrowed eBooks](#)

### Do you have the correct device guide?

Is THIS your device? Look closely! There are a few different Amazon tablets and the specific guide you need will depend on your answer.



[librarypoint.org](http://librarypoint.org)

540-372-1144

How about THIS?



These are the Kindle Fire HD and Kindle Fire HDX. If you answered “Yes” to either, you don’t have the correct guide. Please refer to the **Freeding for Amazon KINDLE Fire Tablets (circa 2012 and 2013) guide**.

## Introduction

Freeding offers over 51,000 downloadable fiction and nonfiction eBooks for adults, teens, and children. You may check out up to nine eBooks from Freeding each week. Unused book loans roll over each week for a four-week period, after which they are cleared from your account. Freeding offers unlimited simultaneous use— all titles are always available!

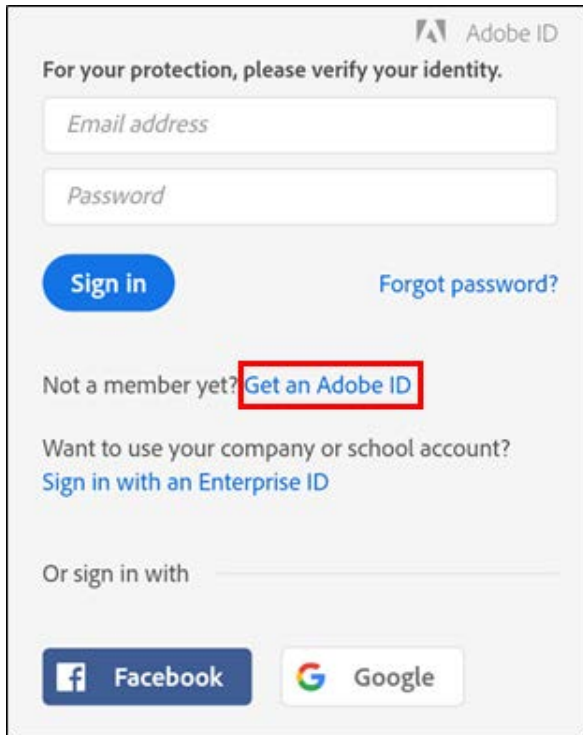
## Get an Adobe ID

Adobe licenses the copy protection technology that keeps track of your eBooks’ loan periods for Freeding. In order for the Freeding app to be able to do this, you must create a free Adobe ID:

1. Go to <https://accounts.adobe.com/> in the Silk browser:



2. Tap the link for **Get an Adobe ID**:



Adobe ID

For your protection, please verify your identity.

Email address

Password

Sign in

Forgot password?

Not a member yet? **Get an Adobe ID**

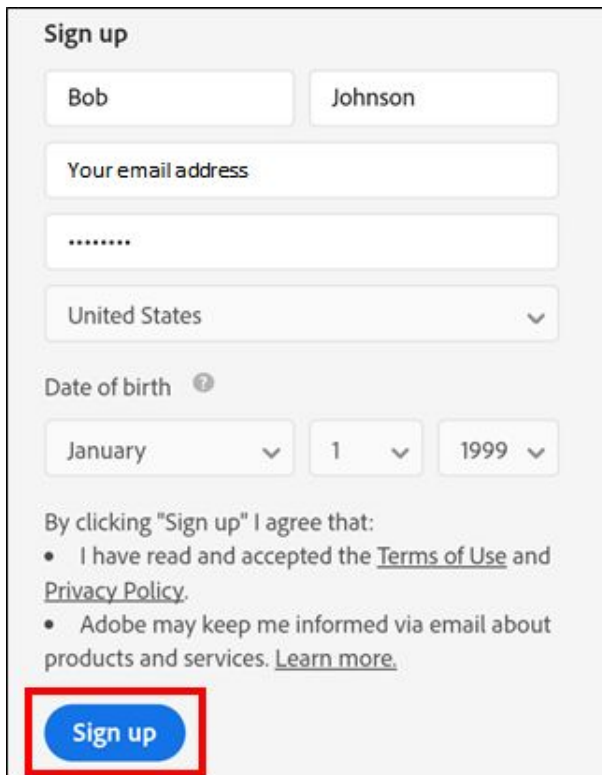
Want to use your company or school account?  
[Sign in with an Enterprise ID](#)

Or sign in with

Facebook

Google

3. Enter your information, and make a note of the exact password you used. Then, tap the **Sign up** button at the bottom of the screen:



Sign up

Bob Johnson

Your email address

.....

United States

Date of birth ⓘ

January 1 1999

By clicking "Sign up" I agree that:


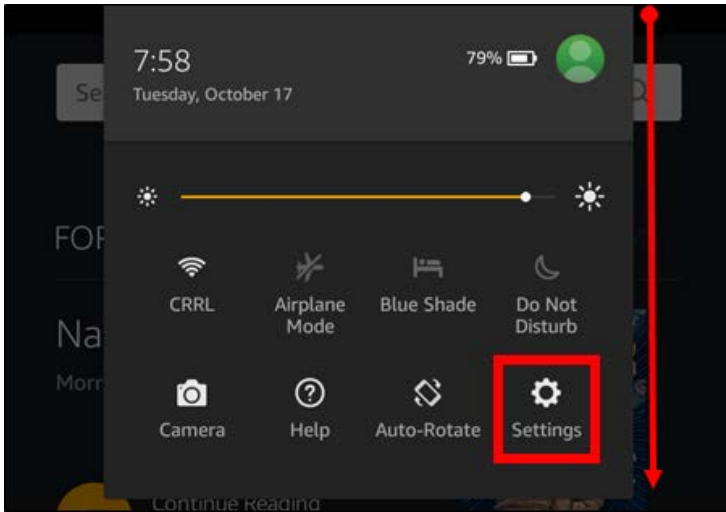
- I have read and accepted the [Terms of Use](#) and [Privacy Policy](#).
- Adobe may keep me informed via email about products and services. [Learn more](#).

**Sign up**

## Get the Freading App

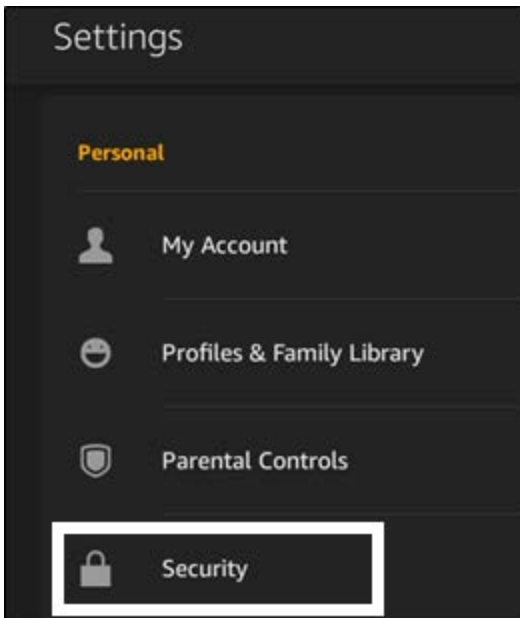
The Freading app is not available via the Amazon App Store, but it can be downloaded from a third-party app store (which is to say, an App Store not owned by Amazon) called SlideME. Here's how to get it:

1. Turn on your Fire Tablet. Swipe downward from the top bezel to reveal the notification center. From there, tap the Settings icon.

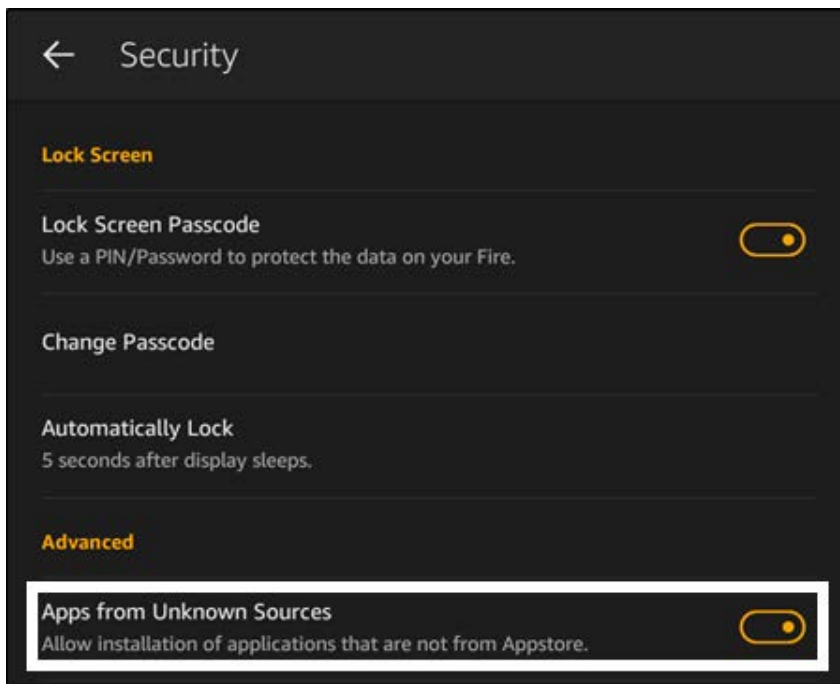


You can also tap the  icon on your home screen.

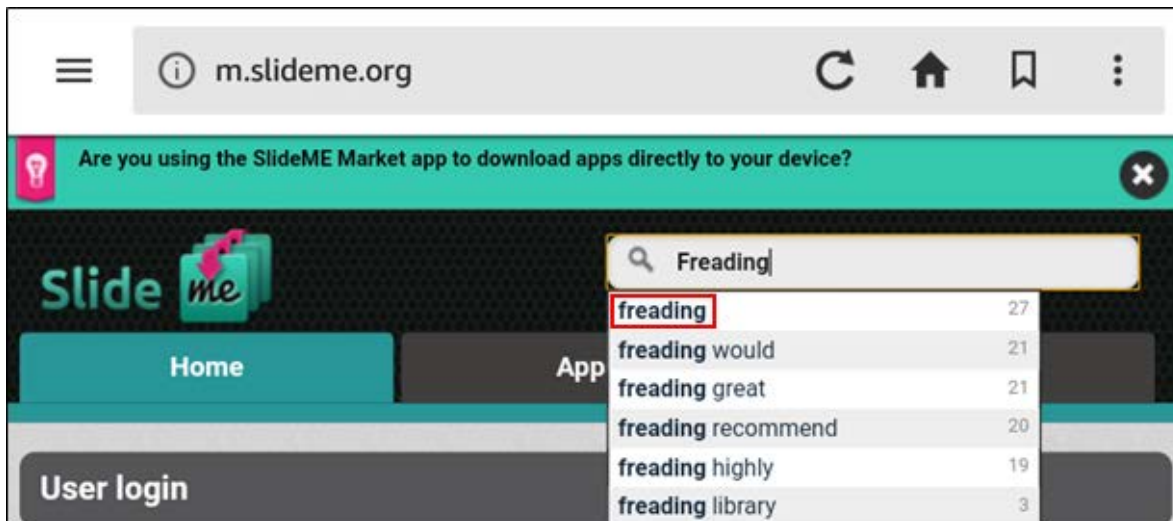
2. On the Settings screen, tap **Security**:




3. Toggle on the option for **Apps from Unknown Sources**, which allows your tablet to install apps from outside the official Amazon App Store:



4. Open the **Silk Browser** and go to <http://slideme.org>.
5. On the slideme.org site, do a search for **Freading**, and tap the first search result:



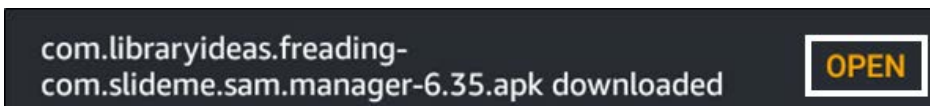
6. On the search results screen, tap the icon for **Freading**:



7. On the next screen, tap the **Download** button:



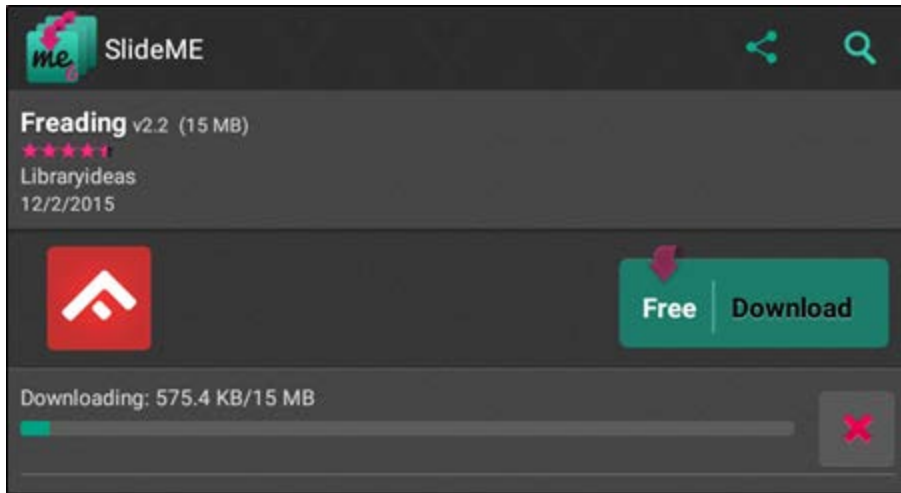
8. Once the download is complete, you will see this message at the bottom of the screen. Tap the **OPEN** button:



9. On the next screen tap the  button at the bottom.

10. Once the SlideMe app has finished installing, tap the  button at the bottom of the screen.

11. As soon as the SlideMe app opens, it will begin downloading the Freading app:



12. When the download is complete, you will be taken to the installation screen. From there, tap the button at the bottom.

INSTALL

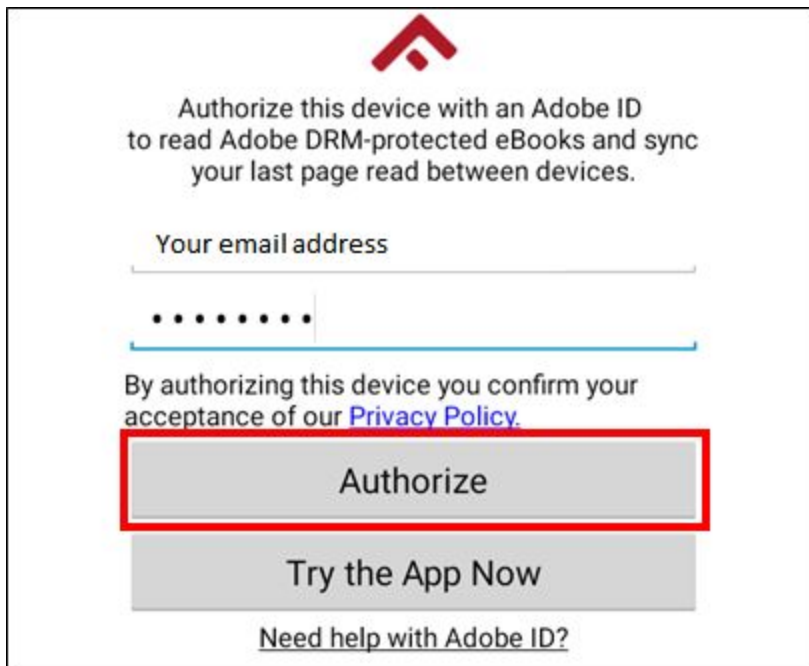
13. After the installation is completed, you may either tap the

OPEN

button at the bottom of the screen OR go to the home screen and tap the app's icon:



14. The first time you run the Freading app, it will ask you to authorize it with the Adobe ID you created earlier. Enter the email address and the password you chose, and tap the **Authorize** button:




## Logging into the App

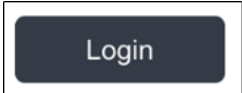
1. Open the Freading App:



2. Tap the  button at the bottom of the screen:



3. Tap the  button at the top of the screen:



4. Enter 22401 in the zip code field, and tap **Find Library**:

Please enter either your Library Name, Zip Code, City, State or Country.

Library Name :

**Zipcode : 22401**

City :

State :

Country :

**Find Library**

5. From the list, tap **CENTRAL RAPPAHANNOCK REGIONAL LIBRARY**:

Please select your library

ALEXANDRIA LIBRARY

CAROLINE LIBRARY, INC.

**CENTRAL RAPPAHANNOCK REGIONAL LIBRARY**

CULPEPER COUNTY PUBLIC LIBRARY



6. Enter your library card barcode number and your PIN; then tap the Login button:

Card Number : 23133\*\*\*\*\*

Pin : \*\*\*\*

Login

## Searching and Downloading

1. On the Freading home page, you can swipe through the editor's picks:

**Editor's Pick**

**MARY DAHEIM**

*Bantam of the Opera*

*There's murder in the aria!*

A BED-AND-BREAKFAST MYSTERY

Download EPUB - 419 KB

**Pick of the Week**

Bantam of the Opera (2009)

**Publisher:** HarperCollins e-books


**Author:** Daheim, Mary

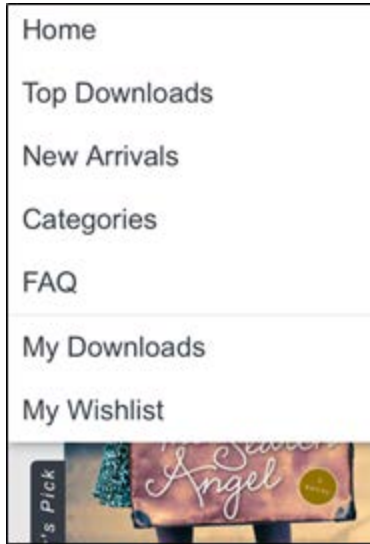
**Category:** Fiction > Contemporary Women

Bed-and-breakfast hostess Judith McMonigle Flynn isn't exactly bellowing "Bravo!" over the news that obnoxious opera star Mario Pacetti and his entourage are coming to stay at the Hillside Manor. The world-class tenor is a renowned pain-in-the-neck—a bloated buffoon who could easily eat her out of house and home. So when the puffed-up, would-be Pavarotti inadvertently drinks poison and falls down dead on his toska, accusing eyes turn to Judith...

★★★★★ (0 Patron Ratings) Add to Wishlist



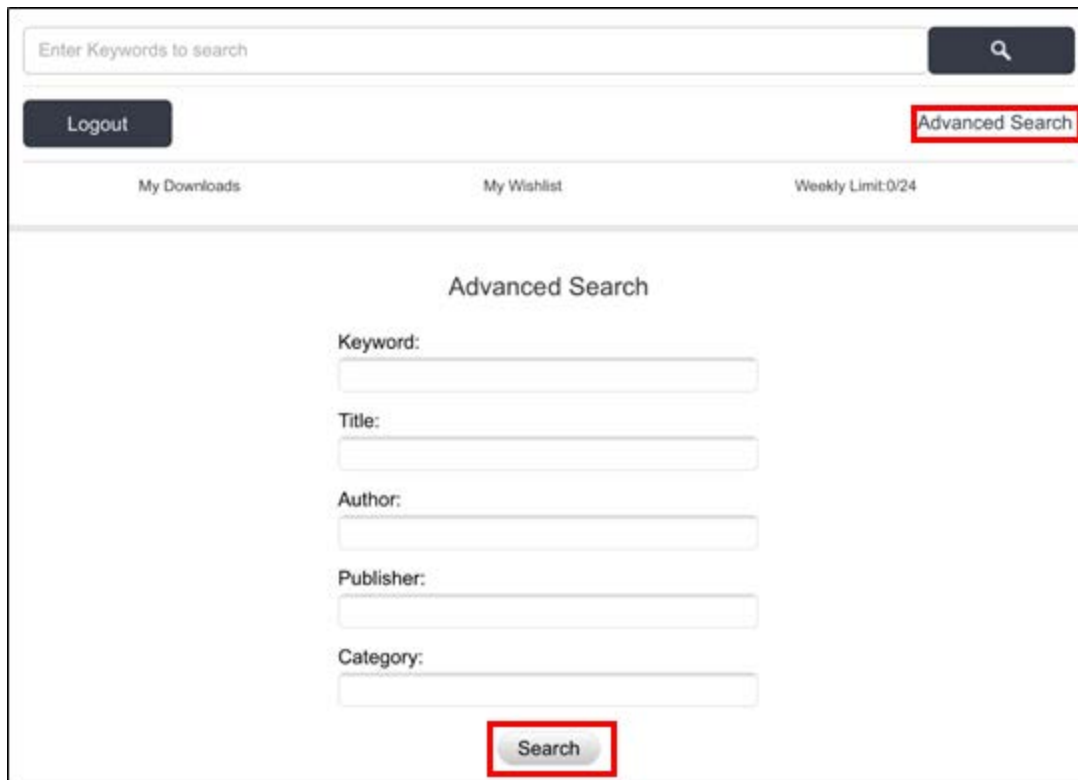
2. Tap the  button in the upper-right corner to reveal a menu that will let you browse by **Top Downloads**, **New Arrivals**, and **Categories**:



3. Scroll down the Freading home page to show featured categories:



4. Tap the **Advanced Search** link under the search bar to search by multiple limiters at once:



5. Once you've found a book you want to check out, tap the red **Download** button beneath its cover:



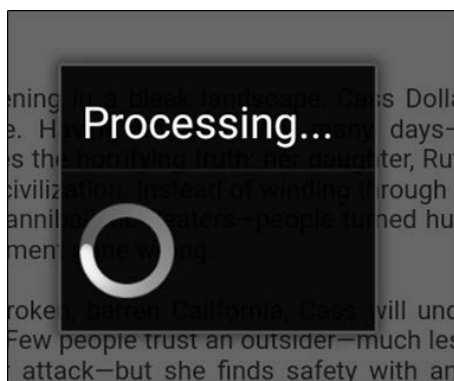
**Aftertime** (2013)  
**Publisher** : Harlequin Luna  
**Author** : Littlefield, Sophie  
**Category** : Fiction > Romance > Fantasy

Awakening in a bleak landscape, Cass Dollar vaguely recalls enduring something terrible. Having no idea how many days—or weeks—have passed, she slowly realizes the horrifying truth: her daughter, Ruthie, has vanished. And with her, nearly all of civilization. Instead of winding through the once-lush hills, the roads today see only cannibalistic Beaters—people turned hungry for human flesh by a government experiment gone wrong.

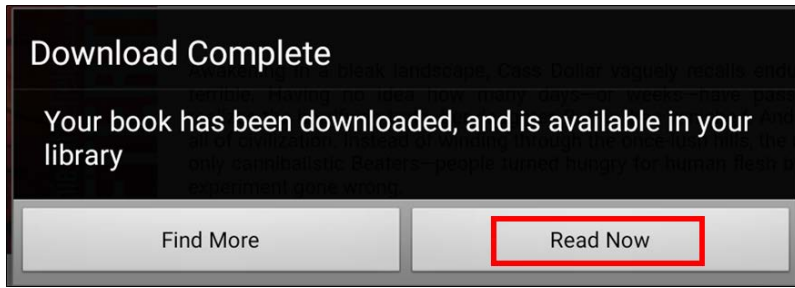
In a broken, barren California, Cass will undergo a harrowing quest to get Ruthie back. Few people trust an outsider—much less one who bears the telltale scars of a Beater attack—but she finds safety with an enigmatic outlaw, Smoke. And she'll need him more than ever when his ragged band of survivors learn that she and Ruthie have become the most feared, and desired, weapons in a brave new world....

**Download EPUB - 372 KB**

6. The screen will go gray and display the text **Processing**:



- Once the eBook has been successfully downloaded, you will have the option to **Read Later** or **Read Now**. For this example, let's tap **Read Now**:




## Reading

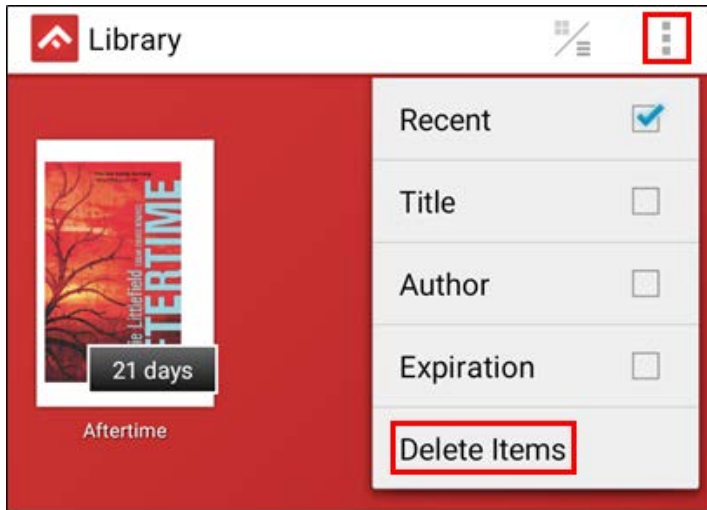
While reading an eBook, tap the middle of the screen to reveal these options:


- Place a bookmark.
- Scrub quickly through the pages of the eBook.
- Return to the list of your downloaded eBooks.
- View the table of contents.
- View your bookmarks.
- Search the text of the eBook.
- Adjust font size, color scheme, line spacing, margin size, night mode, etc.

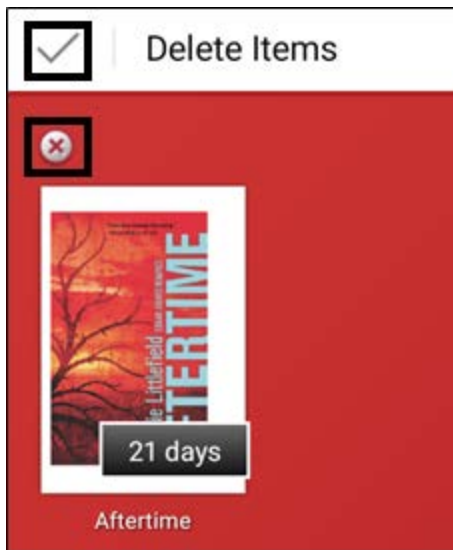
## Deleting an eBook



1. Tap the  icon in the upper-right corner. From the menu that appears, tap **Delete Items**:



2. Find the eBook you want to delete, and tap the  button above it. Once you're finished, tap the check mark in the upper-left corner:




## Renewing and Returning

You don't have to do either. As soon as the current check-out expires, you can just check it out again. All Freading eBooks are always available to all users.

## Redownloading Borrowed eBooks

Follow these steps in the event your checked-out eBook did not download correctly.

1. Follow the steps in the “**Logging into the App**” section above if you’re not already logged into the Freading site.
2. Once you’ve logged in, tap **My Downloads** in the upper-left area of the screen:



3. On this screen, you’ll find a listing of all the eBooks you’ve checked out from Freading, starting with the most recent. Tap the **Redownload** button next to the eBook that didn’t download correctly.

eBook Title	Author	Download Date (Central Time)	Status
Scissors Cut Paper Wrap Stone	McDonald, Ian	17 October 2017, 7:09 pm	13 Days left (Redownload)
Aftertime	Littlefield, Sophie	17 October 2017, 6:00 pm	20 Days left (Redownload)
Deadly Night	Graham, Heather	16 October 2017, 12:48 pm	19 Days left (Redownload)
Firstborn	McKenna, Lindsay	16 October 2017, 12:41 pm	19 Days left (Redownload)

**INSTRUCTIONS END**