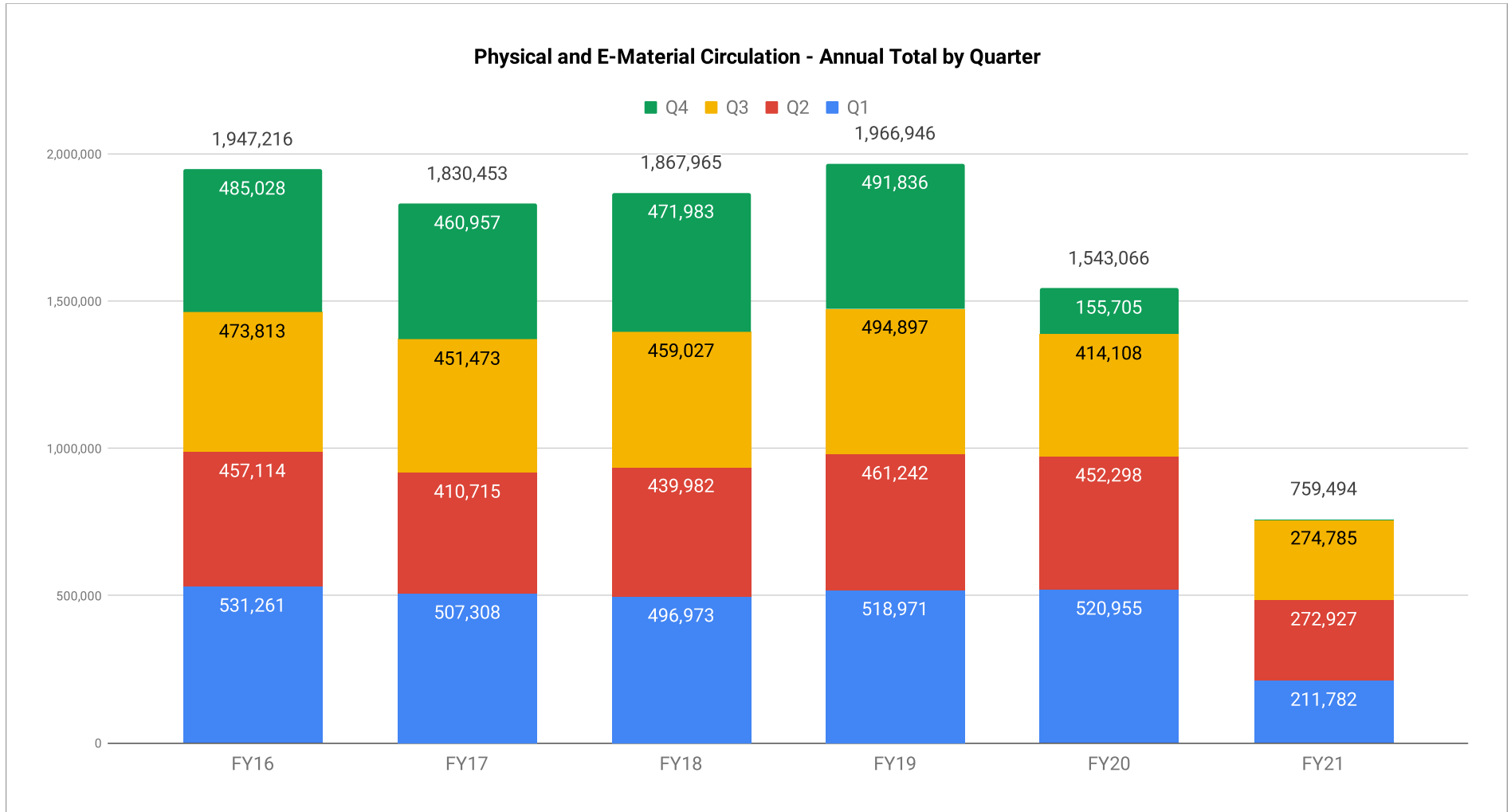


# Central Rappahannock Regional Library

## Quarterly Circulation Summary Report

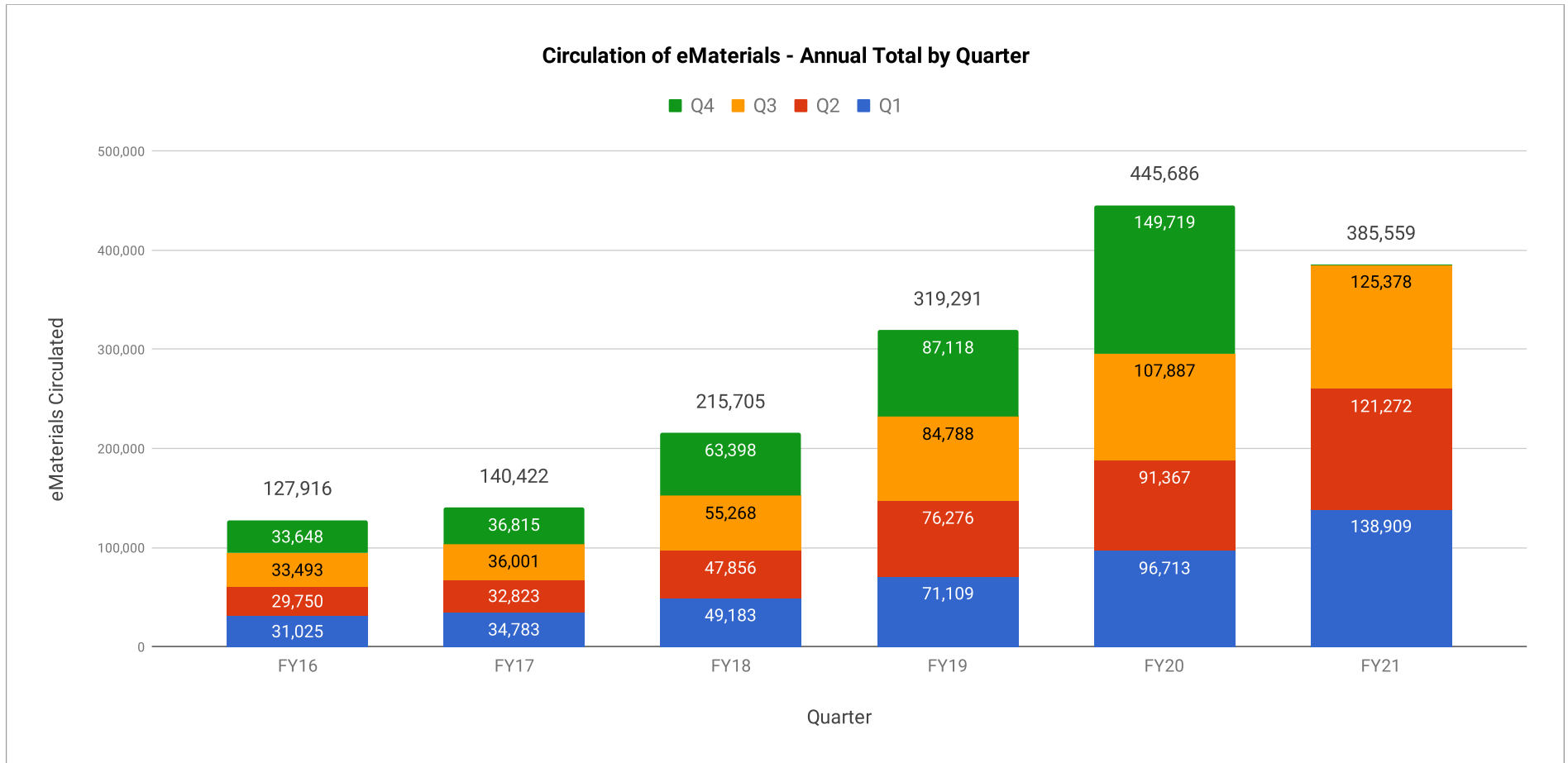
FY21-Q3

### Combined Circulation Report



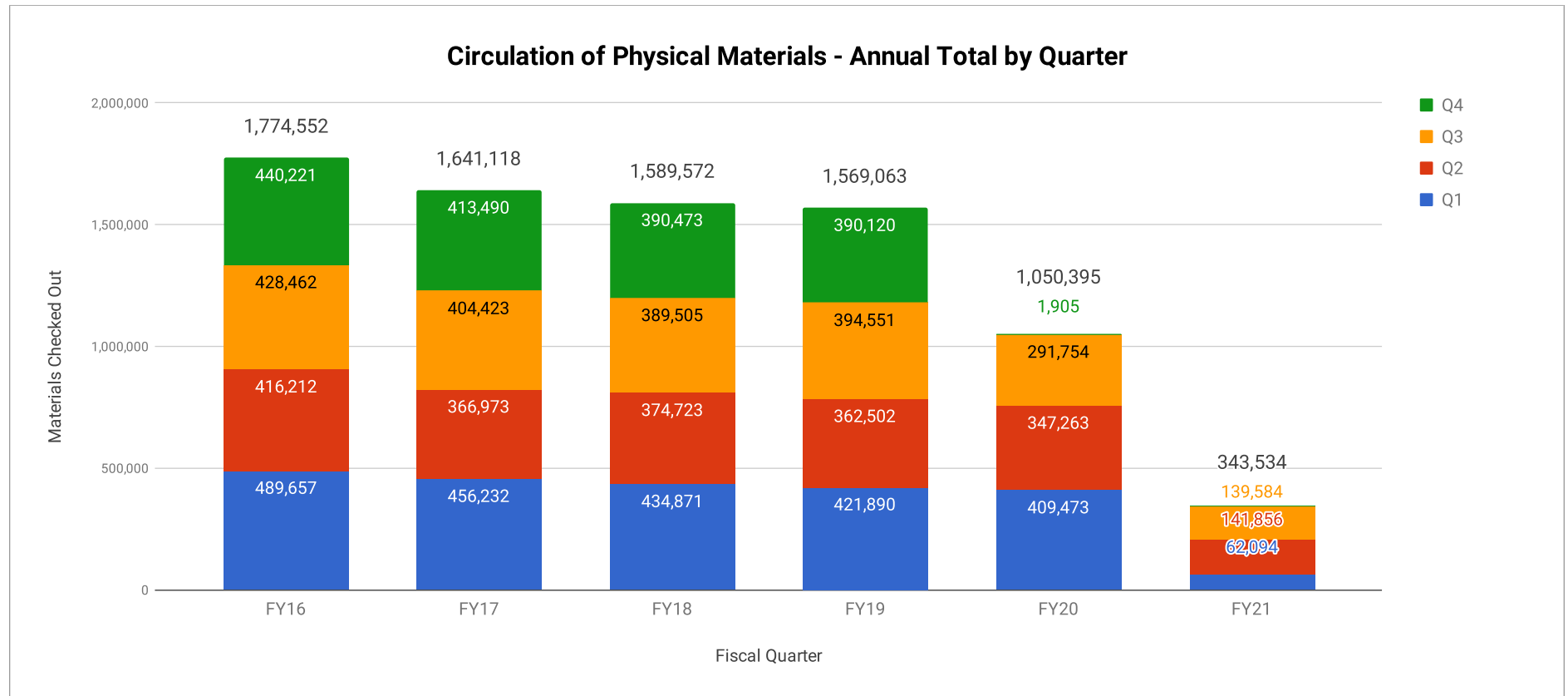
## Circulation of eMaterials

Fiscal Year	Fiscal Quarter	eAudioBooks	eBooks	eMagazines	eVideo	Total
FY20	Q3	32,969	40,555	12,971	21,392	107,887
FY21	Q3	39,495	60,217	9,825	15,841	125,378
% Change		19.8%	48.5%	-24.3%	-25.9%	16.2%



## Circulation of Physical Materials

Fiscal Year	Fiscal Quarter	Fredericksburg	Porter	Howell	Fried	Salem Church	Snow	Towne Centre	Cooper	Montross	Newton	Library on the Go	FOL Bookshop	Total
FY20	Q3	55,050	61,535	40,377	238	81,893	14,884	4,557	5,510	6,053	3,396	17,686	575	291,754
FY21	Q3	27,887	34,633	21,104	0	40,067	8,209	1,501	2,382	2,189	1,571	38	3	139,584
% Change		-49.3%	-43.7%	-47.7%	-100.0%	-51.1%	-44.8%	-67.1%	-56.8%	-63.8%	-53.7%	-99.8%	-99.5%	-52.2%



### FY21-Q3 Total Circulation

Checkouts of Physical Materials in Branches	139,584
Talking Books and Checkouts at LAC	9,823
Circulations of eMaterials	125,378
Renewals	258,887
<b>Total Circulation</b>	<b>533,672</b>

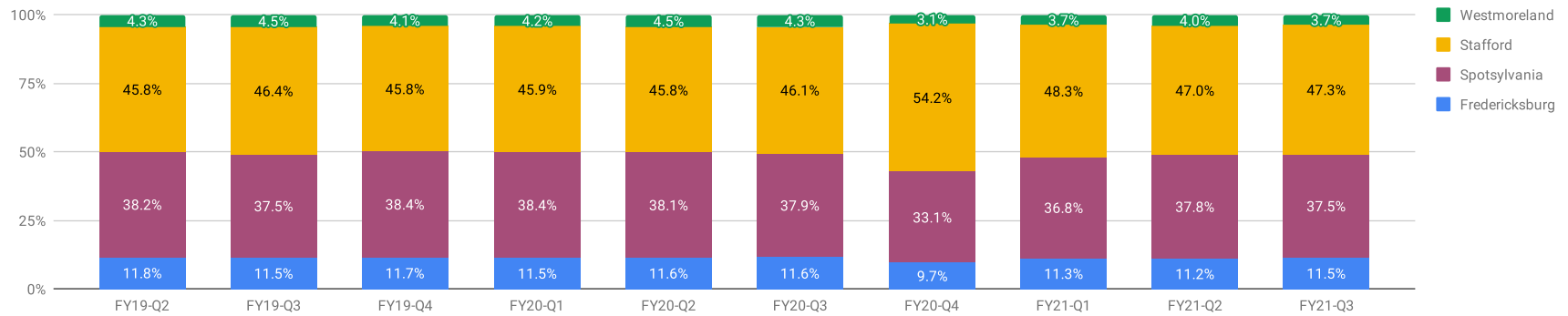
### FY21-Q3 Customers by Jurisdiction

Jurisdictions	Customers	% of Customer Base
Fredericksburg	20,442	9.25%
Spotsylvania	78,609	35.58%
Stafford	101,000	45.71%
Westmoreland	10,282	4.65%
Other	10,617	4.81%
<b>Total</b>	<b>220,950</b>	<b>100.00%</b>

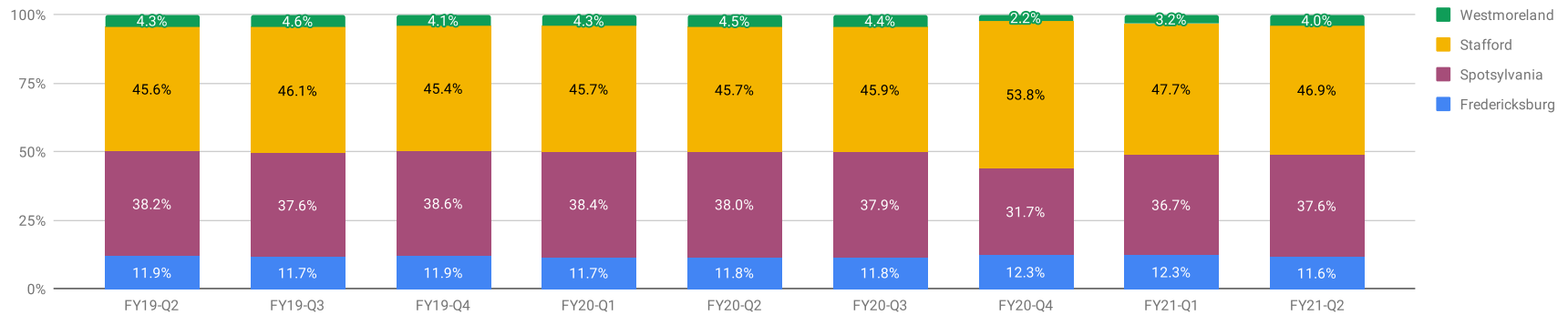
### FY21-Q3 Circulation by Jurisdiction

Jurisdictions	Circulation	% of Total Circulation
Fredericksburg	57,455	10.77%
Spotsylvania	186,106	34.87%
Stafford	234,996	44.03%
Westmoreland	18,391	3.45%
Other	36,723	6.88%
<b>Total</b>	<b>533,672</b>	<b>100.00%</b>

### Overall Circulation Percentages



### Circulation percentage of Physical Materials



### Circulation Percentage of eMaterials

