

VIRTUAL

LIVE ONLINE EVENTS

May 7, 11:00-4:00

Trivia, fantasy writing, marketing
your comics, and more!

librarypoint.org/crrl-con

SCAN WITH
YOUR PHONE'S
CAMERA APP!



The fun continues all month
with booklists, DIY tutorials, fandom videos,
and more FANTASTIC content.



Central Rappahannock Regional

Library

INSPIRING LIFELONG LEARNING

librarypoint.org

CRRL NEWS:   

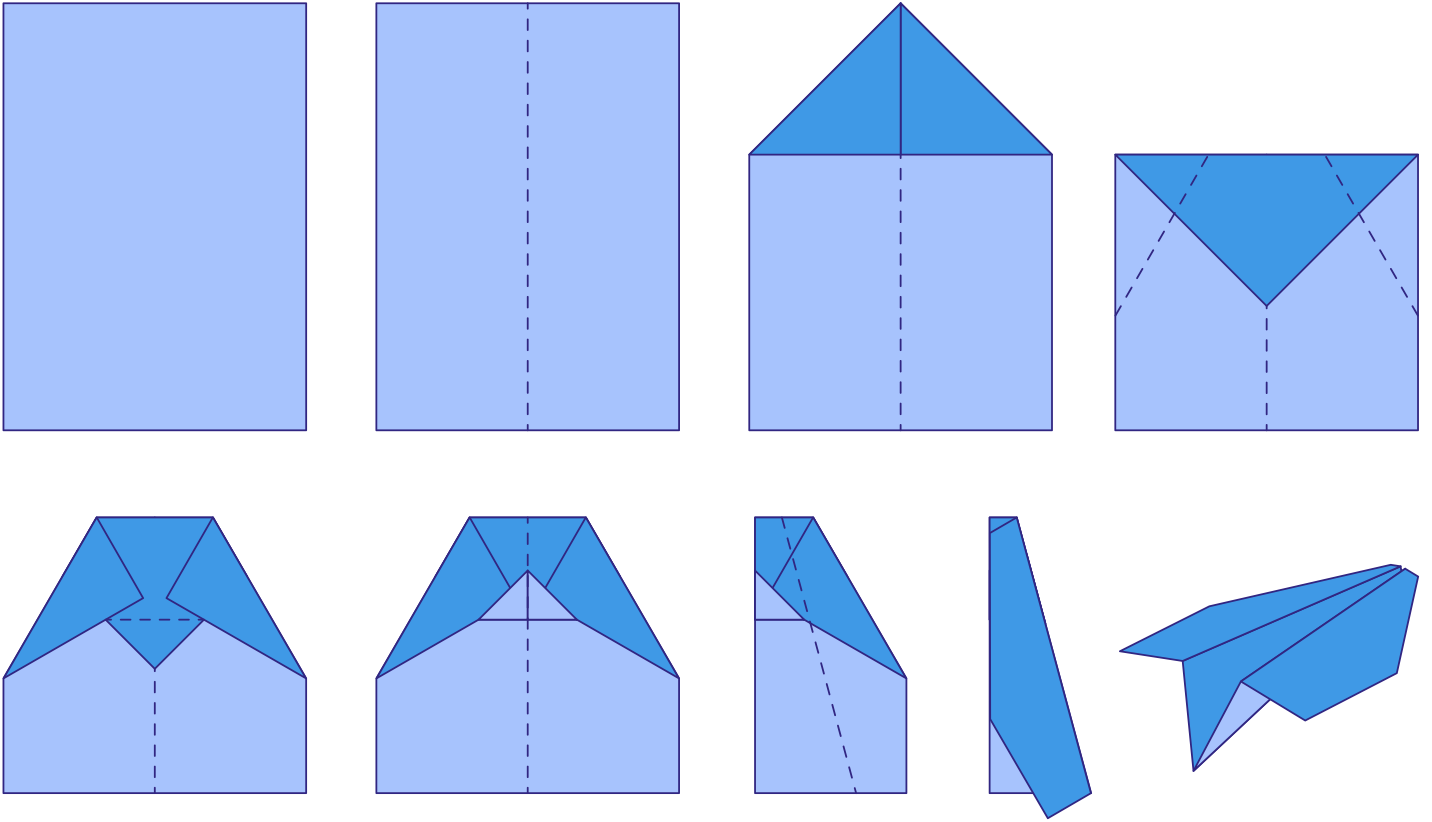
540-372-1144
804-472-3820

GRRL-CON! ACTIVITY PACK



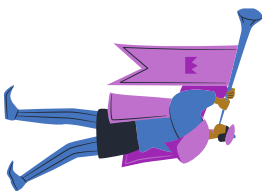

SUPER FLYER • Assembly Instructions

Use the paper on the next page to make your super flyer.



DESIGN YOUR OWN

FANTASY CREST





What is it for--a family, a magical school,
or perhaps an adventurer's guild?

DESIGN YOUR OWN CRRL-CON CONVENTION BADGE

If you want to wear it: Cut it out, glue the pieces back-to-back, punch a hole in the top, and thread a string or ribbon through the hole. Knot the string and you're ready to attend CRRL-Con from your home!


	NAME:	
2022		
CRRL-CON		ONLINE



A B C D E F G H I J K L M N O P Q R
A B C D E F G H I J K L M N O P Q R
S T U V W X Y Z 0 1 2 3 4 5 6 7 8 9
S T U V W X Y Z 0 1 2 3 4 5 6 7 8 9



Cut out this paper to make the super flyer paper airplane on page 1



MAKE YOUR OWN SUPERHERO PENCIL PENNANT

Supplies:

- This page and the next page
- Colored pencils, markers, crayons
- Scissors
- Tape or glue
- Pencil or drinking straw

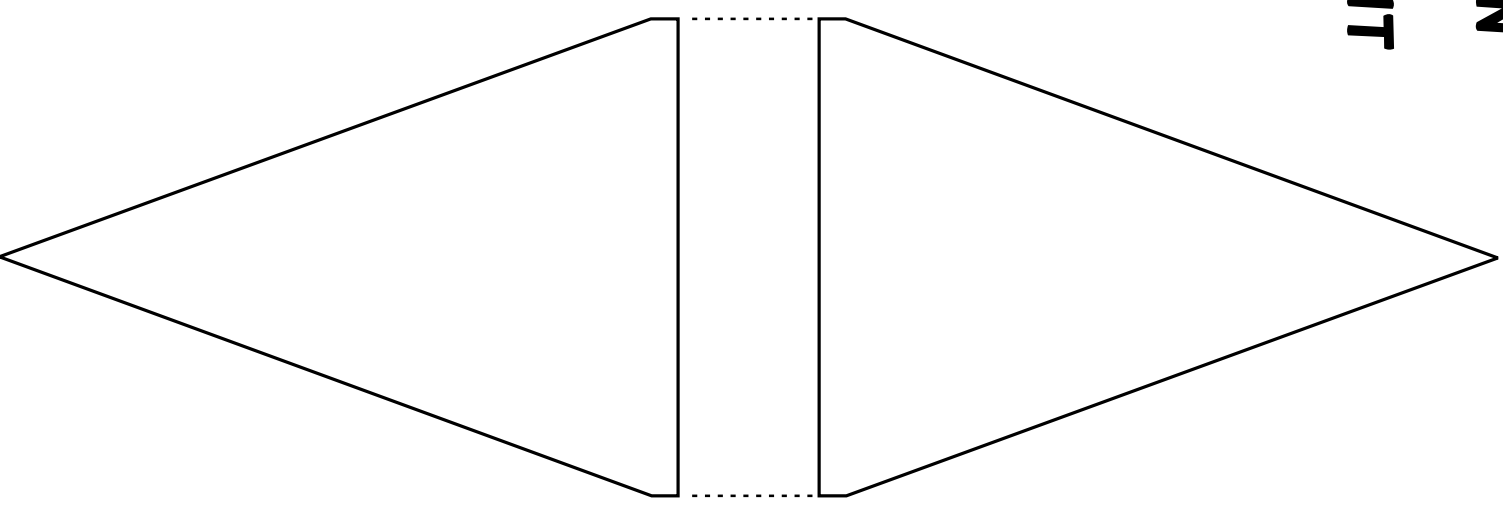

Assembly Instructions:

Use the template on this page or trace the triangles and connecting rectangle on a piece of paper.

Decorate with colored pencils or markers, or cut out one of the shapes or letters on these pages. Glue cutouts to triangles.

Wrap the decorated pennant around a pencil or drinking straw. Use glue or double-sided tape to attach the insides of the triangles together.

Make sure it is wrapped tightly or the pennant will slip off.






Photo: Martin Gee

DRAW YOUR OWN COMIC STRIP!

