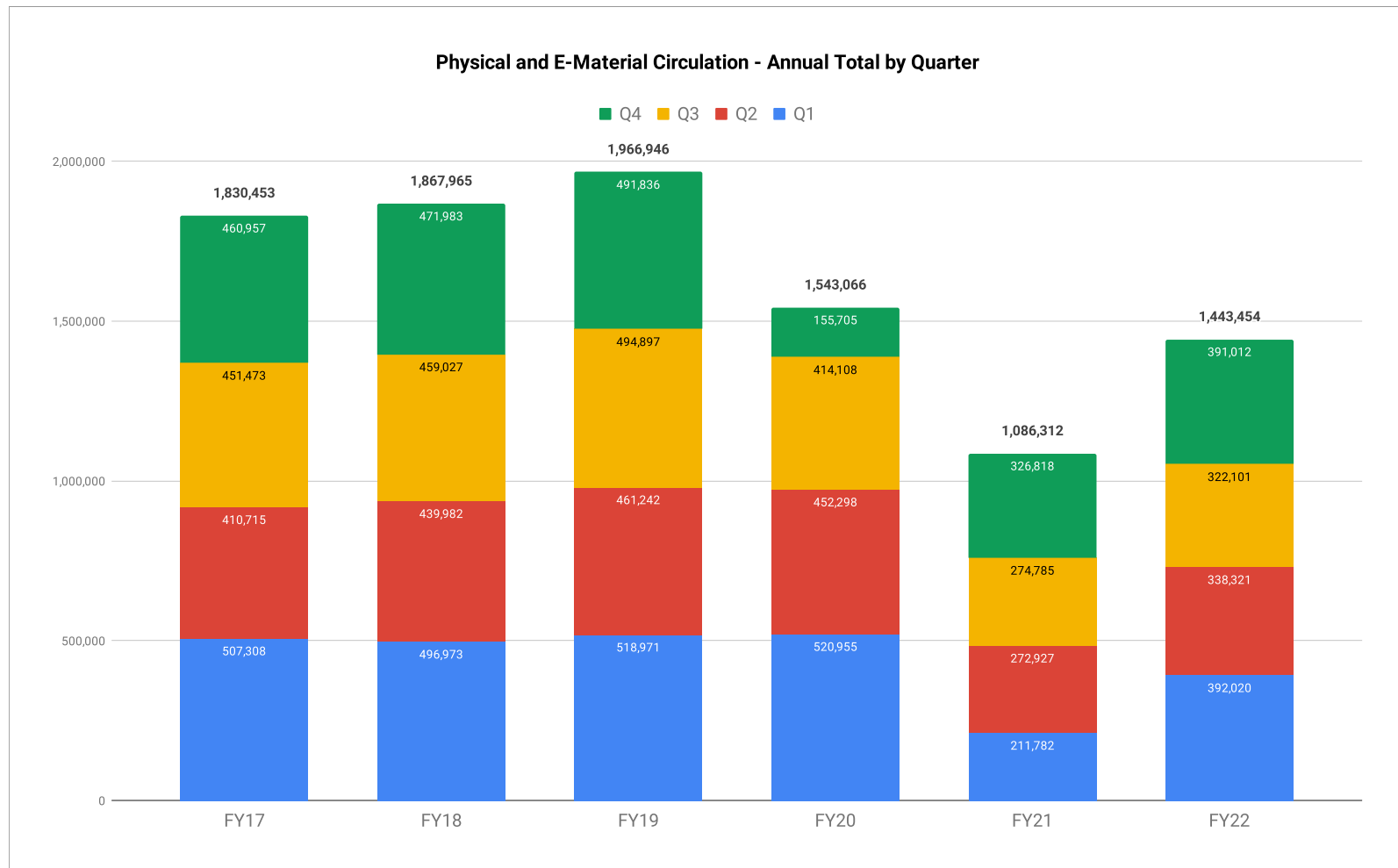


Central Rappahannock Regional Library

Annual Circulation Summary Report

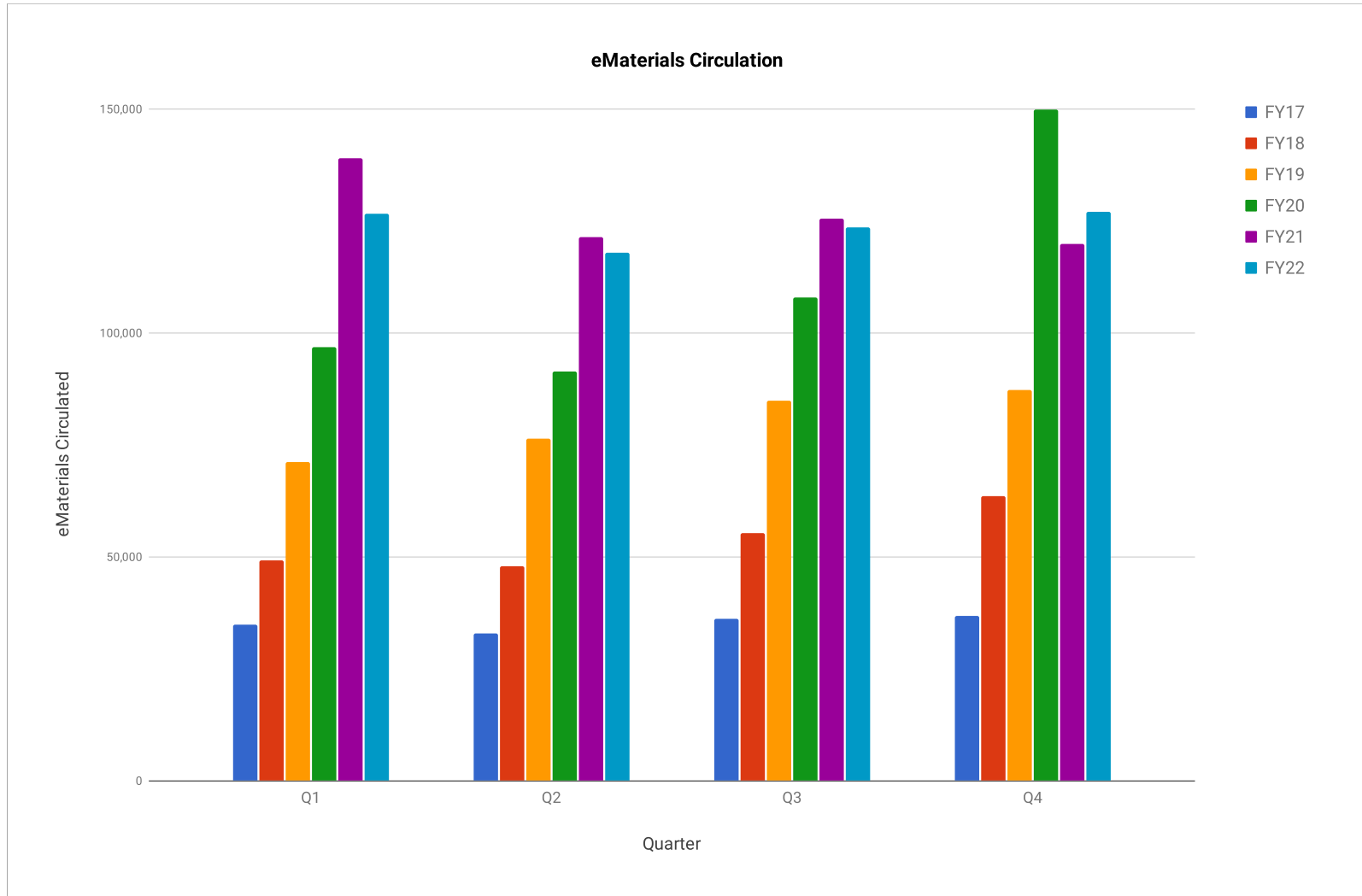
FY22

Combined Circulation Report



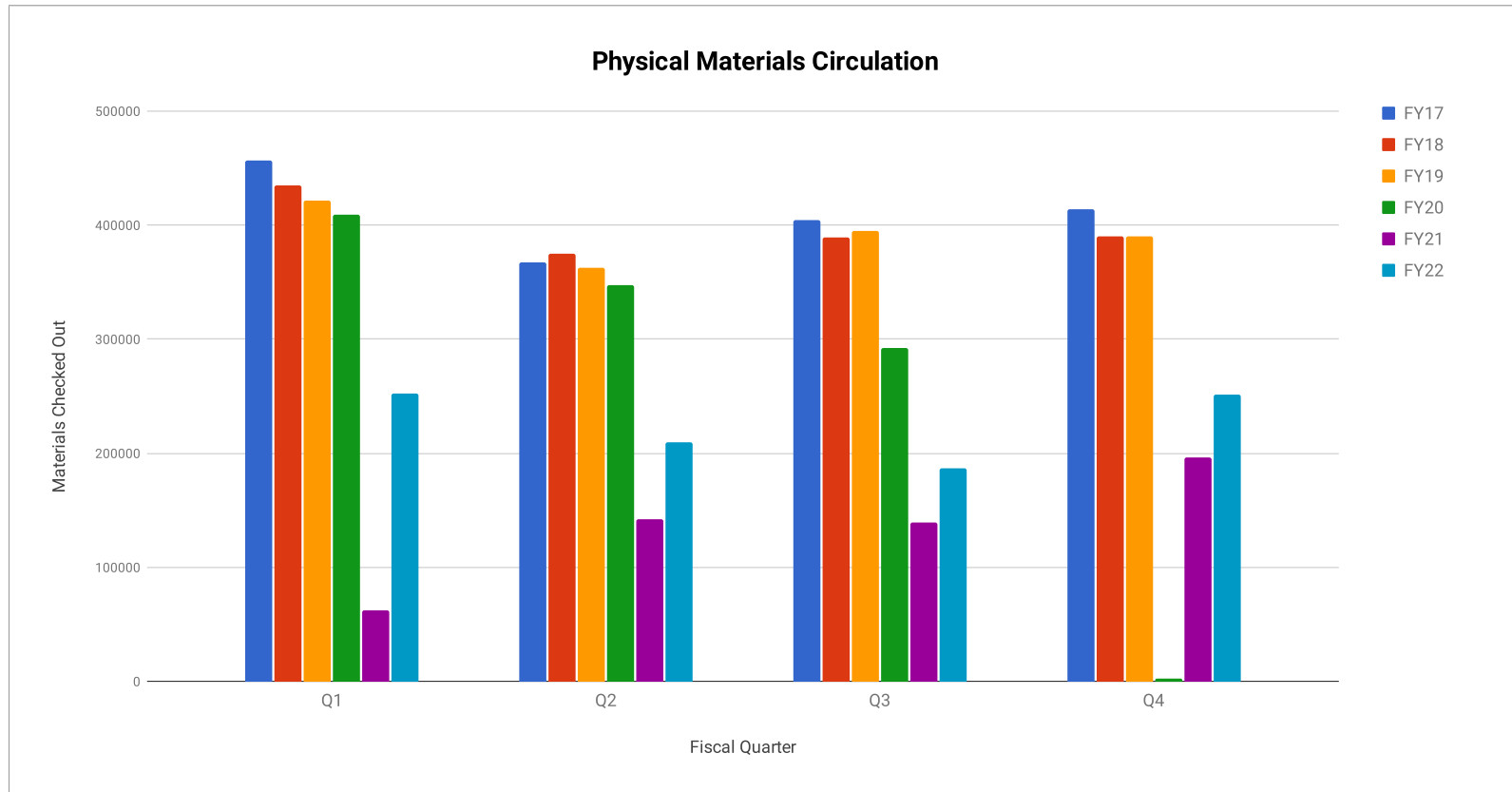
Circulations of eMaterials

Fiscal Year	eAudioBooks	eBooks	eMagazines	eVideo	Totals
FY21	153,447	238,465	47,939	65,625	505,476
FY22	184,460	233,581	14,765	62,212	495,018
% Change	20.21%	-2.05%	-69.20%	-5.20%	-2.07%



Checkouts of Physical Materials in Branches

Fiscal Year	Fredericksburg	Porter	Howell	Fried	Salem Church	Snow	Towne Centre	Cooper	Montross	Newton	Library on the Go	FOL Bookshop	Total
FY21	105,420	134,851	83,961	0	155,526	30,173	6,077	8,617	8,617	6,110	194	8	539,554
FY22	169,581	238,951	130,543	81	256,849	49,392	10,825	15,664	12,958	8,551	6,236	494	900,125
% Change	61%	77%	55%	N/A	65%	64%	78%	82%	50%	40%	3114%	6075%	67%



FY22 Total Circulation

Checkouts of Physical Materials in Branches	900,125
Checkouts of Physical Materials Outside of Branches	54,547
Circulations of eMaterials	495,018
Renewals	1,408,190
Total Circulation	2,857,880

FY22 Customers by Jurisdiction

Jurisdictions	Customers	% of Customer Base
Fredericksburg	20,669	9.02%
Spotsylvania	81,358	35.49%
Stafford	105,426	45.99%
Westmoreland	10,668	4.65%
Other	11,115	4.85%
Total	229,236	100.00%

FY22 Circulation by Jurisdiction

Jurisdictions	Circulation	% of Total Circulation
Fredericksburg	323,272	11.31%
Spotsylvania	1,031,940	36.11%
Stafford	1,218,411	42.63%
Westmoreland	102,838	3.60%
Other	181,415	6.35%
Total	2,857,880	100.00%