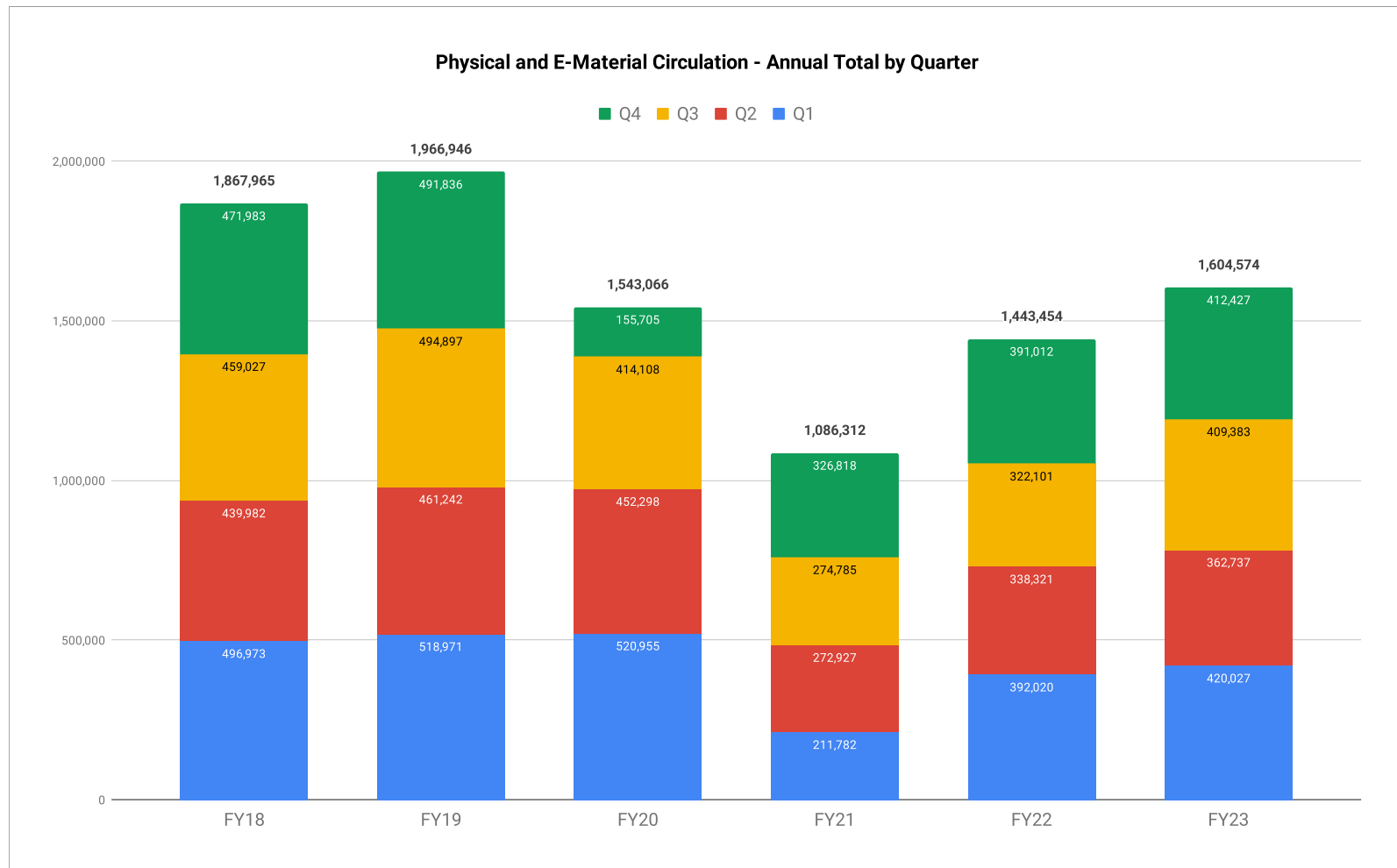


# Central Rappahannock Regional Library

## Annual Circulation Summary Report

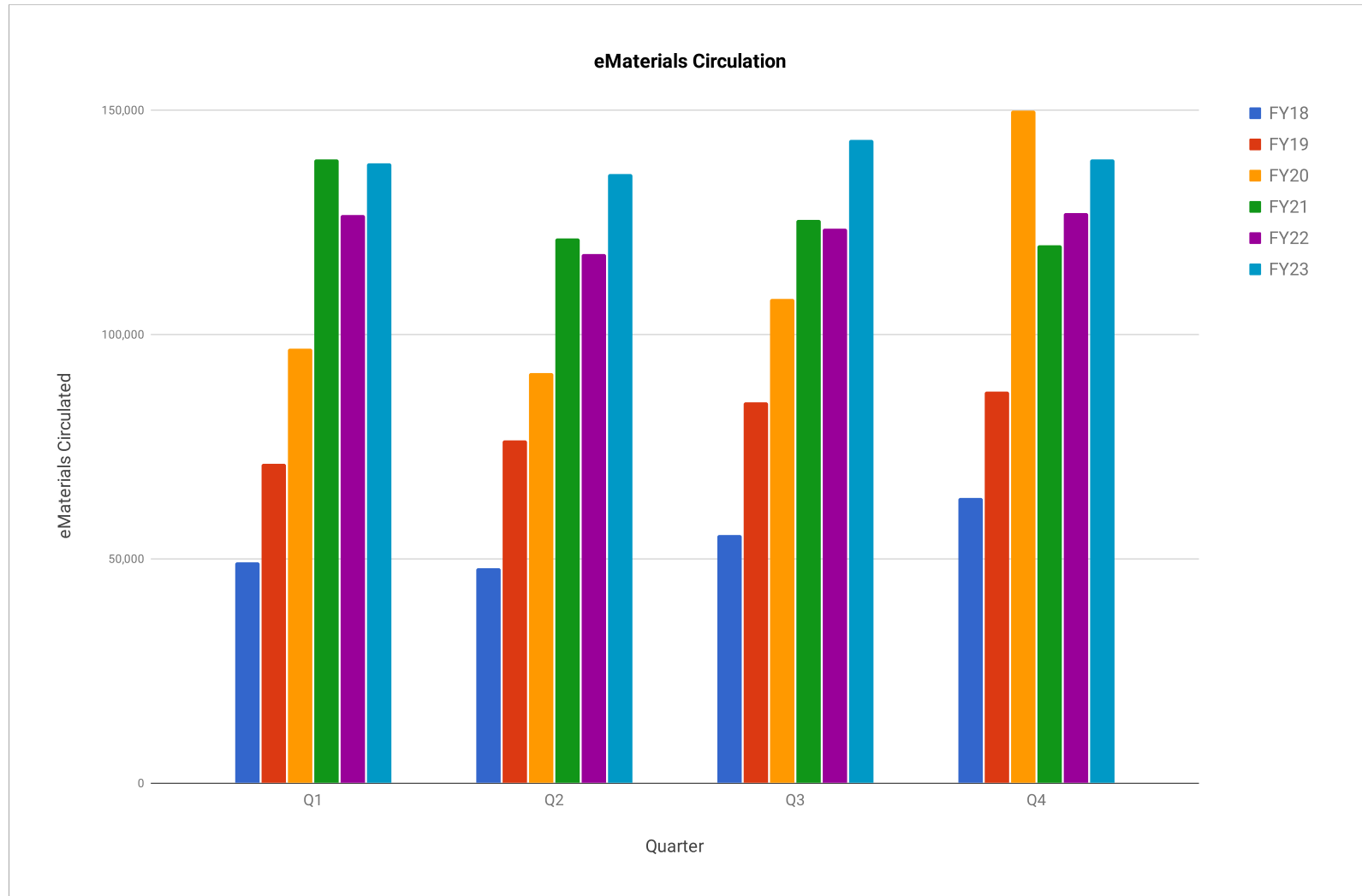
### FY23

#### Combined Circulation Report



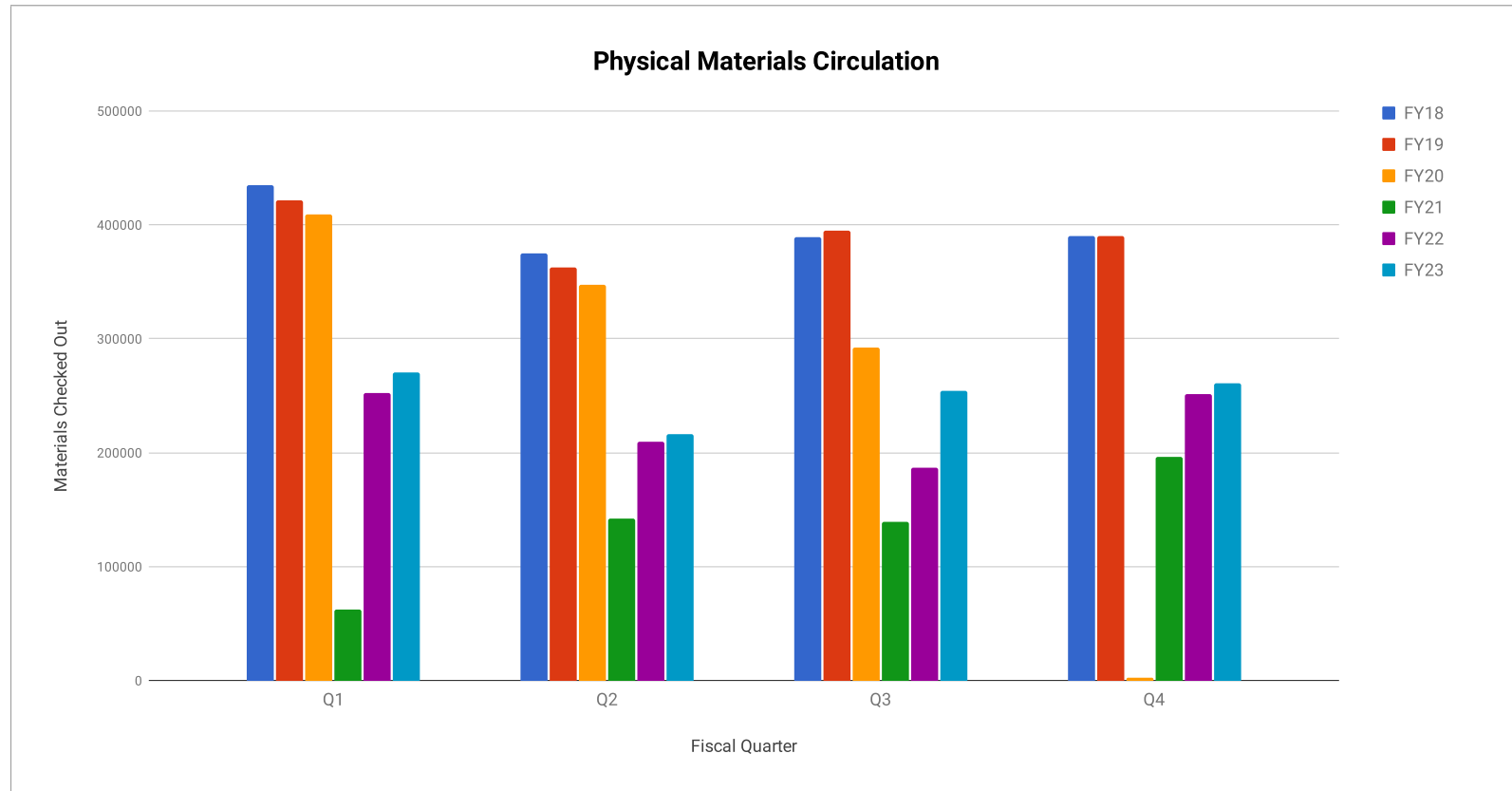
## Circulations of eMaterials

Fiscal Year	eAudioBooks	eBooks	eMagazines	eVideo	Totals
FY22	184,460	233,581	14,765	62,212	495,018
FY23	230,251	247,883	17,444	60,452	556,030
% Change	24.82%	6.12%	18.14%	-2.83%	12.33%



## Checkouts of Physical Materials in Branches

Fiscal Year	Fredericksburg	Porter	Howell	Fried	Salem Church	Snow	Towne Centre	Cooper	Montross	Newton	Library on the Go	FOL Bookshop	Total
<b>FY22</b>	169,581	238,951	130,543	81	256,849	49,392	10,825	15,664	12,958	8,551	6,236	494	900,125
<b>FY23</b>	204,337	258,247	146,870	423	273,795	54,537	13,058	16,012	14,606	10,213	8,835	913	1,001,846
<b>% Change</b>	<b>20%</b>	<b>8%</b>	<b>13%</b>	<b>N/A</b>	<b>7%</b>	<b>10%</b>	<b>21%</b>	<b>2%</b>	<b>13%</b>	<b>19%</b>	<b>42%</b>	<b>85%</b>	<b>11%</b>



### FY23 Total Circulation

Checkouts of Physical Materials in Branches	1,001,846
Checkouts of Physical Materials Outside of Branches	55,533
Circulations of eMaterials	556,030
Renewals	1,380,783
<b>Total Circulation</b>	<b>2,994,192</b>

### FY23 Customers by Jurisdiction

Jurisdictions	Customers	% of Customer Base
Fredericksburg	22,300	9.23%
Spotsylvania	85,651	35.43%
Stafford	110,697	45.79%
Westmoreland	11,305	4.68%
Other	11,780	4.87%
<b>Total</b>	<b>241,733</b>	<b>100.00%</b>

### FY23 Circulation by Jurisdiction

Jurisdictions	Circulation	% of Total Circulation
Fredericksburg	337,218	11.26%
Spotsylvania	1,024,105	34.20%
Stafford	1,328,301	44.36%
Westmoreland	145,170	4.85%
Other	159,398	5.32%
<b>Total</b>	<b>2,994,192</b>	<b>100.00%</b>